



HAL
open science

Interesterification of triglycerides with methyl acetate for biodiesel production using a cyclodextrin-derived SnO@ γ -Al₂O₃ composite as heterogeneous catalyst

Claudia Prestigiacomo, Martina Biondo, Alessandro Galia, Eric Monflier, Anne Ponchel, Dominique Prevost, Onofrio Scialdone, Sébastien Tilloy, Rudina Bleta

► To cite this version:

Claudia Prestigiacomo, Martina Biondo, Alessandro Galia, Eric Monflier, Anne Ponchel, et al.. Interesterification of triglycerides with methyl acetate for biodiesel production using a cyclodextrin-derived SnO@ γ -Al₂O₃ composite as heterogeneous catalyst. *Fuel*, 2022, 321, pp.124026. 10.1016/j.fuel.2022.124026 . hal-03637570

HAL Id: hal-03637570

<https://univ-artois.hal.science/hal-03637570>

Submitted on 13 Nov 2023

HAL is a multi-disciplinary open access archive for the deposit and dissemination of scientific research documents, whether they are published or not. The documents may come from teaching and research institutions in France or abroad, or from public or private research centers.

L'archive ouverte pluridisciplinaire **HAL**, est destinée au dépôt et à la diffusion de documents scientifiques de niveau recherche, publiés ou non, émanant des établissements d'enseignement et de recherche français ou étrangers, des laboratoires publics ou privés.

1 **Interesterification of triglycerides with methyl acetate**
2 **for biodiesel production using a cyclodextrin-derived**
3 **SnO@ γ -Al₂O₃ composite as heterogeneous catalyst**

4 *Claudia Prestigiaco*^a, *Martina Biondo*^{a,b}, *Alessandro Galia*^{a,*}, *Eric Monflier*^b, *Anne*
5 *Ponchel*^b, *Dominique Prevost*^b, *Onofrio Scialdone*^a, *Sebastien Tilloy*^b, *Rudina Ble*^{b,*}

6
7 ^aDipartimento di Ingegneria, Sezione Chimica Ambientale Biomedica Idraulica e dei Materiali, Università
8 degli Studi di Palermo, Viale delle Scienze, 90128 Palermo, Italy

9
10 ^bUniv. Artois, CNRS, Centrale Lille, Univ. Lille, UMR 8181-UCCS-Unité de Catalyse et Chimie du Solide,
11 F-62300 Lens, France.

12
13 ***Corresponding authors: Alessandro Galia, Rudina Ble**

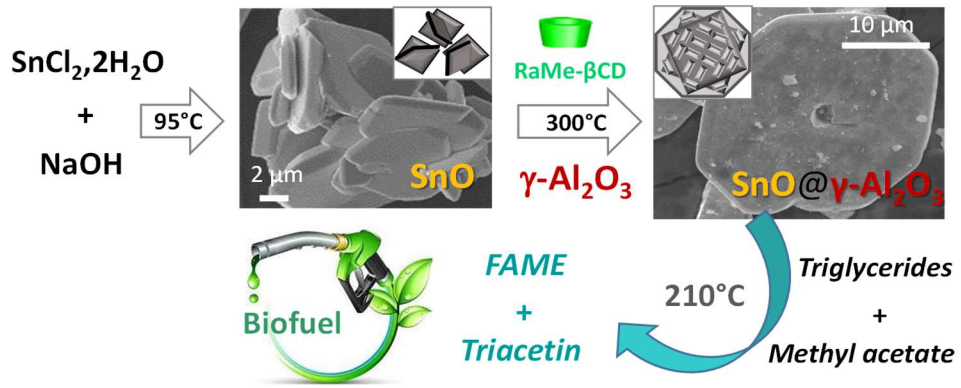
14 **alessandro.galia@unipa.it**

15 **rudina.bleta@univ-artois.fr**

16
17 **Keywords:** tin oxide, alumina, cyclodextrin, interesterification, methyl esters, biodiesel

1
2
3
4
5

Graphical abstract



6
7
8
9

1
2
3
4
5
6
7
8
9
10
11
12
13
14
15
16
17
18
19
20
21
22
23
24
25

Abstract

Particle morphology and surface properties of metal oxides are topics of great importance in the field of heterogeneous catalysis. Herein, we have developed a molecular-colloidal coassembly approach combined with an ultrasonic-assisted precipitation method to fabricate SnO@ γ -Al₂O₃ composites with tuneable pore size and well-defined octahedral-shape crystal structure. The supramolecular assemblies formed between the randomly methylated β -cyclodextrin (RaMe β CD) and Pluronic F127 were employed as template to tailor the size and shape of γ -Al₂O₃ nanoparticles and direct their assembly almost exclusively on the surface of micrometer-sized SnO single crystals. Results revealed that the cooperative action of the supramolecular template and γ -Al₂O₃ nanoparticles may have a critical effect on the growth and orientation of SnO microcrystals and ultimately determine their catalytic performance in the transesterification of rapeseed oil with methyl acetate. The compartmentalized SnO@ γ -Al₂O₃ structures could achieve a fatty acid methyl esters (FAME) yield of 33.5% after 30 min and 82.5 % after 120 minutes at 210 °C, exceeding by 42% that of the commercial catalyst.

1. Introduction

The current energy system for transportation is still based on fossil fuels whose utilization is not sustainable in the long term due to limited resources and negative impact on climate change related to the accumulation of CO₂ in the atmosphere [1]. For these reasons, fossil fuels must be gradually substituted by other CO₂ neutral renewable energetic sources. In this context, biodiesel can be an interesting renewable alternative to fossil diesel as it has similar performances, but lower emissions of particulate matter and greenhouse gases [2].

The conventional industrial route to biodiesel (fatty acid methyl esters or FAME) production is by transesterification of triglycerides (TG) contained in fatty feedstocks, such as vegetable oils or animal

1 fats, with excess methanol [3] using acid or base chemical catalysts [4], as well as enzymes [5].
2 Although transesterification has been widely used for FAME production, this technology presents
3 some drawbacks, such as the generation of glycerol as a byproduct, which is usually managed as a
4 waste. In fact, the vast amount of crude glycerol generated each year largely exceeds the current
5 demand for chemical production in the market and the disposal of waste glycerol has become a serious
6 environmental issue that needs to be resolved within the next decade. Another drawback of the
7 transesterification is that methanol, which is used as acyl acceptor, is insoluble in the reaction media;
8 therefore the alcoholysis generally starts with high interfacial mass transfer resistances that require
9 accurate mixing. Recently, it was also found that methanol could be incompatible with the long-term
10 stability of several heterogeneous catalytic systems, therefore making the overall process less
11 effective [1].

12 To overcome those limitations, other biodiesel production technologies have been developed so far
13 [6,7]. In particular, the interesterification of triglycerides has been identified as a promising
14 alternative to the transesterification route since methanol is substituted with methyl or ethyl acetate
15 as acyl donors, which are perfectly miscible with the reactive mixture [8]. In addition, the
16 triacetyl glycerol (triacetin, TA) generated as the main co-product, has a higher market value
17 compared to glycerol since it can be added to the biodiesel formulation up to 10 wt.%, without
18 changing the fuel quality [9], and can also be used as green plasticiser for polymers and as additive
19 in cosmetic and pharmaceutical industries [10].

20 Many studies were conducted in the last years to investigate the potentiality of the interesterification
21 in order to optimize the operative parameters and the performances of the catalytic system. Some of
22 them evidence that this reaction could be performed without added catalysts, using supercritical
23 methyl acetate [1,11-15] or ethyl acetate [16,17] as acyl donors, but the high-temperature and high-
24 pressure conditions reduce the process flexibility. Other studies report that the interesterification can
25 be conducted at room temperature using alkaline hydroxide and/or alkoxides as homogeneous
26 catalysts [18-25]. However, as alkaline compounds are only partially soluble in the reaction mixture,

1 low molecular weight poly(ethyleneglycol) is usually employed as complexing agent, or hazardous
2 solvents, such as tetrahydrofuran, are added to the reaction mixture to improve the reaction kinetics
3 [19,20]. In another study, tin (II) octoate was identified as an efficient homogeneous catalyst in the
4 interesterification of rapeseed oil with ethyl acetate achieving 61% fatty acid ethyl esters (FAEE) yield
5 after 20 h at 210 °C [26]. Although tin (II) octoate was completely soluble in the reaction system, its
6 recovery was a serious drawback for the practical use of the process. In addition, enzymes have also
7 been extensively employed as biocatalysts in the interesterification of vegetable oils with different
8 acyl donors [27-32]. Enzymes offer the advantage of conducting the reaction under mild conditions,
9 giving near quantitative FAME yields with almost no activity loss upon reuse, but they fail to achieve
10 high yields in short reaction times [32,33].

11 In this context, chemical heterogeneous interesterification has aroused as an interesting alternative
12 since it offers the advantage of producing high FAME yields in short reaction times and the possibility
13 to regenerate and reuse the catalyst, therefore reducing the operation costs. From the literature on this
14 field, it seems however that interesterification usually requires longer reaction times with respect to
15 transesterification to reach equivalent FAME yields [1]. Phenyl-sulfonic acid-functionalized SBA-15
16 catalyst [34], niobium phosphate, niobium oxide, γ -alumina and zeolite HY [35,36], together with
17 mixed oxides [37] and hydrotalcites [38], were investigated as heterogeneous catalysts in the
18 interesterification of several raw materials at different operational conditions. In particular, 48%
19 FAME yield was obtained in the interesterification of olive oil with ethyl acetate after 6 h at 130 °C
20 in the presence of phenyl-sulfonic acid-functionalized SBA-15 [34], while 52.5% and 49.8 % FAME
21 yields could be reached in the interesterification of macaw oil with methyl acetate after 1 h at 250 °C
22 using γ -alumina and niobium phosphate, respectively, as heterogeneous catalysts [35].

23 Recently, commercial Sn(II)O has been identified as a promising heterogeneous catalyst in the
24 interesterification of rapeseed oil with methyl acetate [39]. Unfortunately, this material was composed
25 of agglomerated particles with extremely low surface area (0.7 m²/g) and pore volume (0.0022 cm³/g)
26 which may cause inevitable mass transfer limitations during the catalytic process, leading to a

1 decrease of the catalyst utilization efficiency. Therefore, finding a way to control the morphology and
2 surface properties of Sn(II)O and at the same time increase the availability of catalytic active sites is
3 of significant importance for optimizing the catalyst performance.

4 In this context, the application of γ -alumina (γ -Al₂O₃) as support material is an attractive option for
5 increasing metal-support interactions owing to the great number of γ -Al₂O₃ surface defects that are
6 known to play an important role as binding sites for catalytic particles and clusters [40,41]. In a
7 previous study [42], we have proposed for the first time an efficient cyclodextrin (CD)-assisted
8 colloidal self-assembly strategy to synthesize γ -Al₂O₃-supported CoMo catalysts with excellent
9 catalytic activity and stability in the hydrothermal liquefaction (HTL) of microalgae. In particular,
10 randomly methylated β -cyclodextrin (RaMe β CD) with an average degree of methylation of 1.8
11 methoxy groups per glycopyranose unit and surface active properties [43] was found to be particularly
12 effective in directing the assembly of AlO(OH) colloids around the metallo-supramolecular
13 assemblies, giving rise to robust and reutilisable composites with high energy recovery capacity and
14 promising oxygen removal efficiency.

15 Herein, we explore the capacity of γ -Al₂O₃ nanoparticles to adsorb preferentially on the (001) facets
16 of square-like SnO crystals and trigger their stacking into octahedron-like particles with well-defined
17 mesoporous core-shell micro-/nano-structure. The resulting composites demonstrate a remarkable
18 improvement in the efficiency of interesterification of rapeseed oil with methyl acetate at 210°C with
19 respect to commercial SnO, showing an increase by 42% in FAME yield. This study highlights a
20 novel function of γ -Al₂O₃ to act not only as support material for dispersion of active elements, but
21 also to modulate the shape of micron-sized SnO crystals and construct composites with new
22 architectures and improved catalytic activity.

23

24

25 **2. Materials and Methods**

2.1 Materials

Tin (II) chloride dehydrate ($\text{SnCl}_2 \cdot 2\text{H}_2\text{O}$, Mw 225.65 g mol⁻¹), aluminum tri-sec-butoxide ASB ($\text{Al}[\text{OC}(\text{CH}_3)_3]_3$, Mw 246.32 g mol⁻¹) and Pluronic F127 (PEO₁₀₆PPO₇₀PEO₁₀₆ : PEO = poly(ethylene oxide) and PPO = poly(propylene oxide)) (Mw 12600 g mol⁻¹) were purchased from Sigma Aldrich. Randomly methylated β -cyclodextrin (denoted RaMe β CD, average degree of molar substitution (DS) 1.8, Mw 1310 g mol⁻¹) was a gift from Wacker Chemie GmbH. Refined rapeseed oil was purchased from a local supermarket and its fatty acid composition was determined by quantitative transesterification as reported by Koochi Kamali *et al.* [44], using sodium methoxide (98%) from Alfa Aesar as homogeneous catalyst, methanol (HPLC grade 99.8%) from Sigma Aldrich as alcohol and citric acid (99%) from Sigma Aldrich as neutralizing agent. Methyl acetate (HPLC grade > 99.8%) from Carlo Erba Reagents was used as acyl donor in the interesterification reaction and as solvent to prepare samples for GC analyses. For the GC calibration, methyl palmitate (C 16:0, $\geq 99\%$), methyl stearate (C 18:0, $\sim 99\%$), methyl oleate (C 18:1, $\geq 99\%$), methyl linoleate (C 18:2, $\geq 99\%$), triacetin ($\geq 99\%$) and methyl heptadecanoate ($\geq 99\%$) were purchased from Sigma Aldrich.

2.2 Determination of the composition of rapeseed oil

Fatty acid composition of adopted rapeseed oil is reported in Table 1. It was determined by quantitative conversion of an oil sample to FAMES by transesterification with methanol in the presence of sodium methoxide that is the most active homogeneous catalyst for this reaction [44]. Loading procedure and product separation were performed according to procedure reported in the literature [44]. The reaction was carried out dissolving 200 ± 5 mg of sodium methoxide in 20.00 ± 0.01 g of methanol. This solution was mixed with 10.00 ± 0.01 g of the rapeseed oil. To obtain quantitative conversion of all triglycerides, the alcohol was in strong stoichiometric excess compared to the oil. The reaction was performed at the normal boiling point of methanol with a reaction apparatus and experimental procedure described elsewhere [39].

1 **Table 1.** Fatty acid composition of the rapeseed oil used in this study.

Fatty acid	Symbol (C-length : no.=bonds)	% w/w
Palmitic acid	16:0	4.5
Stearic acid	18:0	1.5
Oleic acid	18:1	65.1
Linoleic acid	18:2	16.5
Linolenic acid	18:3	10.8

2

3 Transesterified rapeseed oil must contain also methyl esters of C 20:1 and C 22:1 fatty acids, however
4 these FAMES could not be detected and quantified because of the lack of suitable pure standards.
5 Anyway, their cumulative concentration in our rapeseed oil must be lower than 2% w/w as assessed
6 by the summation of the mass fractions reported in Table 1, and FAME yields should be little affected
7 by their presence.

8

9 **2.3 Preparation of tin based oxides**

10 Three different approaches were used for the preparation of tin-based oxides. In a first approach,
11 called complexation [45], urea (1.5 g, 25 mmol) and NaOH (0.34 g, 8.5 mmol) were dissolved in 20
12 mL of distilled water, then added to 20 mL of an aqueous solution of tin (II) chloride $\text{SnCl}_2 \cdot 2\text{H}_2\text{O}$
13 (0.65 g, 2.9 mmol). The mixture was refluxed at 40 °C for 30 min, then put it in a refrigerator at 4°C
14 overnight. The resulting precipitate was isolated by filtration, then washed several times with water
15 and ethanol and finally calcined at 500 °C for 4 h. This sample was denoted Sn-CM. In a second
16 procedure, named hydrothermal method [46], $\text{SnCl}_2 \cdot 2\text{H}_2\text{O}$ (1.128 g) was first dissolved in 10 mL of
17 absolute ethanol, then 30 mL of ammonia solution (25-28 wt%) was added. After homogenization,
18 the mixture was sealed in a Teflon-lined stainless-steel autoclave at 130 °C for 15 hours. The solid
19 precipitate was collected by centrifugation, washed several times with deionized water, then rinsed
20 with ethanol and finally dried in an oven at 80°C overnight. This sample was denoted Sn-HT. In a

1 third approach named alkaline method [47], $\text{SnCl}_2 \cdot 2\text{H}_2\text{O}$ (0.5 g, 2.2 mmol) was dissolved in 20 mL
2 of distilled water at 75 °C and maintained under stirring for 30 minutes. Afterwards, varying amounts
3 of NaOH (1.0 to 2.0 g) were added and mixtures were heated at 95 °C under reflux for additional 3
4 hours. The obtained precipitates were collected by centrifugation, washed with deionized water and
5 ethanol by several centrifugation/redispersion cycles, and finally calcined at 300 °C for 3 hours.
6 Samples were identified according to the following notation: Sn-alk-x where x represents the NaOH
7 concentration in the reaction medium varying from 0.25M to 0.75M.

8

9 **2.4 Preparation of mesoporous $\gamma\text{-Al}_2\text{O}_3$**

10 $\gamma\text{-Al}_2\text{O}_3$ was prepared using boehmite $\text{AlO}(\text{OH})$ as precursor was synthesized according to a
11 previously reported sol-gel method [48]. Typically, 185 mL of hot distilled water (85 °C) was added
12 rapidly to 25.3 g (0.1 mol) of ASB at a hydrolysis ratio ($h = [\text{H}_2\text{O}]/[\text{Al}]$) of 100. Afterwards, 0.47 mL
13 of nitric acid ($[\text{HNO}_3]/[\text{Al}] = 0.07$) was added dropwise to peptise the hydroxide precipitate. The
14 mixture was refluxed at 85 °C for 24 h, then allowed to cool down naturally to room temperature.
15 The resulting hydrosol was a stable transparent suspension of $\text{AlO}(\text{OH})$ nanoparticles (pH 4.5) having
16 an aluminum concentration of 0.5 mol L^{-1} . Afterwards, Pluronic F127 (10 wt %) and $\text{RaMe}\beta\text{CD}$ (50
17 mg mL^{-1}) were added successively to 150 mL of the above boehmite sol. After an equilibrium time
18 of 24 h at room temperature, the hybrid sol was dried at 80 °C, then the recovered xerogel was
19 calcined at 500 °C for 2 h giving a mesoporous $\gamma\text{-Al}_2\text{O}_3$ material.

20

21 **2.5 Preparation of SnO-based composites**

22 SnO-based composites were prepared by co-assembly of $\gamma\text{-Al}_2\text{O}_3$ nanoparticles with as-synthesized
23 SnO microcrystals in an aqueous $\text{RaMe}\beta\text{CD}$ solution. Typically, for an aluminum-tin equimolar
24 composition, 1.5 g of as-synthesized SnO was dispersed in 40 mL of an aqueous solution of
25 $\text{RaMe}\beta\text{CD}$ (30 mg mL^{-1}), to which 565 mg of $\gamma\text{-Al}_2\text{O}_3$ was added. The suspension was exposed to

1 ultrasonic irradiation for 15 minutes (120W power, 80% amplitude, 3s pulse on, 1s pulse off), then
2 maintained under stirring at 75 °C until water was completely evaporated. Finally, the recovered solid
3 was calcined at 300 °C for 3 hours under air flow. Catalysts were denoted SnO@ γ -Al₂O₃_y where y
4 indicates the Al/Sn molar ratio varying from 0.5 to 2.0.

5

6 **2.6 Characterization methods**

7 *N*₂-adsorption isotherms were collected at -196 °C using an adsorption analyzer Micromeritics Tristar
8 3020. The specific surface areas were evaluated by the Brunauer-Emmet-Teller (BET) method [49]
9 and pore size distributions were determined using the Barrett-Joyner-Halenda (BJH) method
10 assuming a cylindrical pore structure [50]. *Powder X-ray Diffraction (XRD)* patterns were recorded
11 using a Siemens D5000 X-ray diffractometer equipped with a Cu K α radiation source in a Bragg-
12 Brentano configuration. XRD scans were run with a 2 θ angle in the range of 10° < 2 θ < 80° using a
13 0.02° step size and a counting time of 2 s per step. *Scanning electron microscopy (SEM)* observations
14 were recorded on a field emission gun scanning electron microscope (FE-SEM) (model Hitachi S-
15 4700) equipped with an Energy Dispersive X-ray (EDX) detector. An acceleration voltage of 5.0 kV
16 was used to minimize the accumulation of charges in the sample.

17

18 **2.7 Analytical methods**

19 The concentrations of methyl esters and triacetin in the samples were measured using a Agilent 7890B
20 Gas Chromatograph (GC) equipped with a RESTEK Superchrom FAMEWAX capillary column
21 (length 30 m, external diameter 0.32 mm, internal diameter 0.25 mm) and a Flame Ionization Detector
22 (FID). Helium 5.0 was used as carrier gas. The GC oven temperature was set at 165 °C for 22 min,
23 then it was increased with a heating rate of 5 °C min⁻¹ up to 220 °C and maintained at that temperature
24 for 5 min. Calibration was accomplished for FAMEs and triacetin by preparing solutions of known
25 concentration of pure alkyl esters (C 16:0, C 18:0, C 18:1, C 18:2, C 18:3) and TA, using methyl

1 heptadecanoate as internal standards. Cumulative yields in fatty acid methyl esters Y_{FAME} and in
2 triacetin Y_{TA} were computed according to equation 1:

$$3 \quad Y_{FAME} = \frac{M_{FAME}}{M_{oil}^0} \quad Y_{TA} = \frac{M_{TA}}{M_{oil}^0} \quad (1)$$

4 where M_{FAME} and M_{TA} are the masses of free fatty acid methyl esters and triacetin determined
5 through GC calibration and M_{oil}^0 is the initial mass of rapeseed oil loaded in the reactor.

6

7 **2.8 Experimental procedures for interesterification**

8 Interesterification experiments were conducted in a stainless steel autoclave reactor with an internal
9 volume of 20 mL. A needle valve was used to insulate the reactor during the reaction. In a typical
10 experiment, 1.5 ± 0.01 g of rapeseed oil and 5.1 ± 0.01 g of methyl acetate were loaded in the reactor to
11 obtain an oil/methyl acetate molar ratio of 1:40. The reactor was sealed and Argon was used to purge
12 and pressurize it at a final pressure of about 2.5 bar. The reactor was heated with a heating rate of
13 about $12 \text{ }^\circ\text{C min}^{-1}$ by two heating cartridges inserted in an aluminum block. Reaction time was
14 computed after the reaction temperature was reached. To stop the interesterification, the reactor was
15 rapidly cooled to room temperature by immersion in an ice-water bath.

16 The system was opened and the products, including the catalyst, were recovered by adding about 3 g
17 of methyl acetate. The monophasic solution was separated from the catalyst by centrifugation at 4000
18 rpm for 30 min. The liquid phase was recovered with a Pasteur pipette and stored in a glass vial. The
19 catalyst was washed several times with methyl acetate to remove traces of wetting oil mixture, then
20 dried in an oven at $60 \text{ }^\circ\text{C}$ overnight.

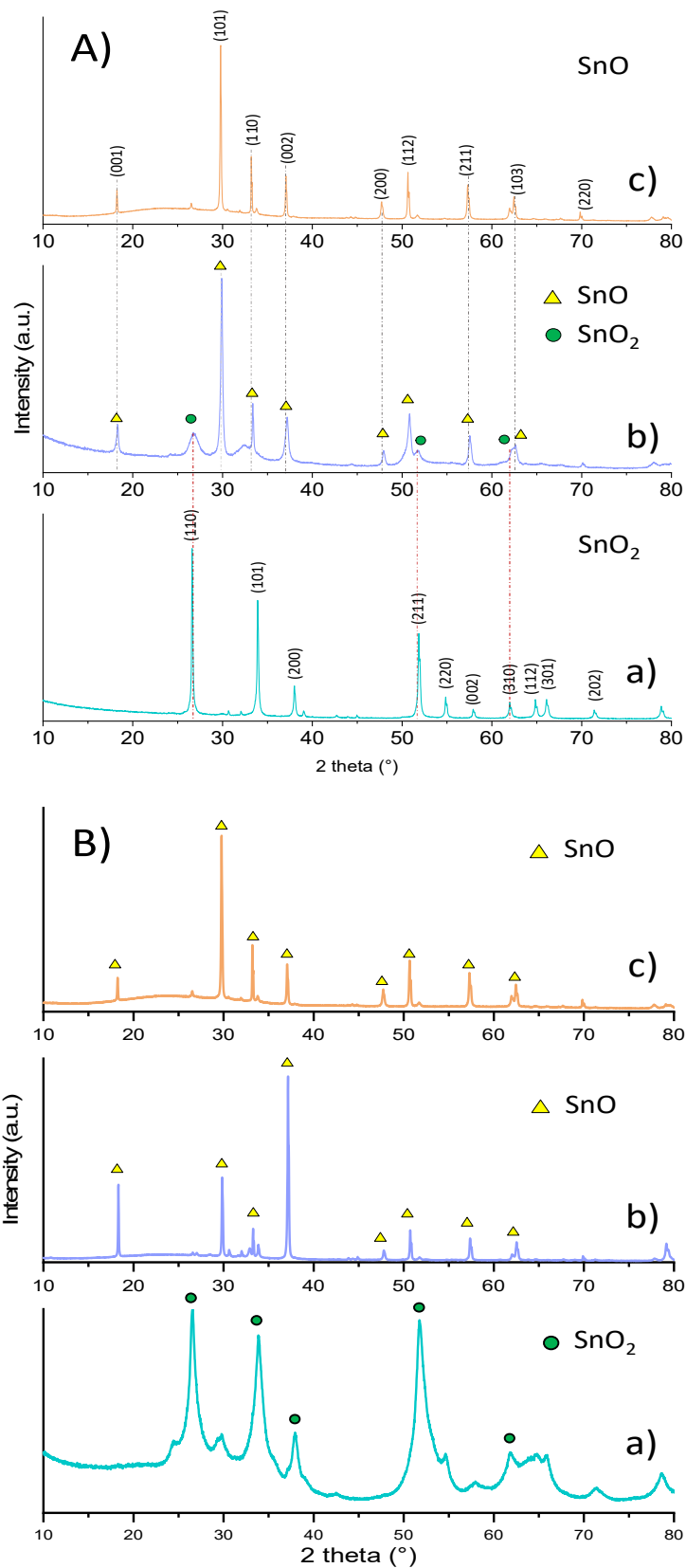
21

22 **3. Results and discussion**

23 **3.1 Interesterification of rapeseed oil with bulk SnO catalysts**

1 Initially, three different approaches were employed to prepare tin-based oxides with the goal to
2 evaluate the effect of the preparation method on the crystalline properties and interesterification
3 activity of the catalysts.

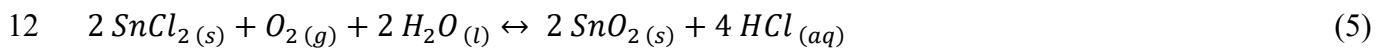
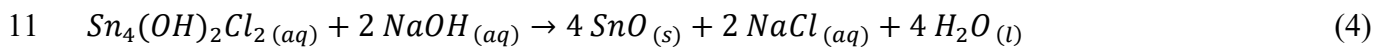
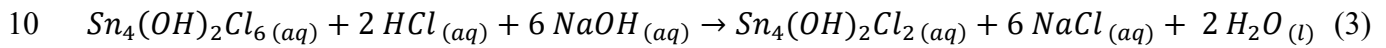
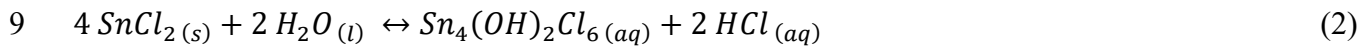
4 In a first approach, using urea as the complexing agent [45,51], cassiterite tetragonal Sn(IV)O₂
5 (JCPDS card 77-0450) was exclusively produced after calcination at 500 °C (Figure 1, Aa). On the
6 other hand, the hydrothermal synthesis carried out at 130°C for 16 hours [46] yielded a mixture of
7 Sn(II)O and Sn(IV)O₂ composed in majority of Sn(II)O crystals (Figure 1, Ab). Finally, the alkaline
8 method under mild conditions (75 °C and ambient pressure) produced pure romarchite tetragonal
9 Sn(II)O (JCPDS card 06-0395) *via* dissolution-precipitation from Sn₄(OH)₆Cl₂ (Figure 1, Ac) [47].
10 However, to maintain Sn in the oxidation state of +2, a minimum amount of NaOH was necessary in
11 order to neutralize the HCl released during the SnCl₂ dissolution. Indeed, a detailed investigation on
12 the effect of NaOH concentration revealed that at 0.25 M NaOH (Sn/NaOH = 0.44), the conditions
13 favored maximum formation of cassiterite tetragonal SnO₂ (Figure 1, B a), while at 0.38 M (Sn/NaOH
14 = 0.30) (Figure 1, B b) and 0.5 M NaOH (Sn/NaOH = 0.22) (Figure 1, B c), a shiny black solid was
15 recovered, characteristic of tetragonal romarchite Sn(II)O. Notably, the SnO particles prepared with
16 0.38 M NaOH displayed the most intense reflexion peaks of the (001) and (002) facets, located at
17 18.3° and 37.2° respectively, indicating preferential growth of the crystal planes along the (001)
18 direction. However, further increase in the NaOH concentration to 0.75 M (Sn/NaOH = 0.15) was
19 found to be detrimental since it caused total dissolution of the oxide into Na₂[Sn(OH)₆]₂.



1
2 **Figure 1.** XRD patterns of Sn-based oxides prepared by different methods and with different NaOH concentrations. (A)
3 Effect of the preparation method: complexation (a), hydrothermal (b) and alkaline (c). (B) Effect of NaOH concentration
4 on the crystallinity of Sn-based solids prepared by the alkaline method: 0.25 M NaOH (a), 0.38 M NaOH (b) and 0.50 M
5 NaOH (c).

1 As pointed out by Gulo *et al.* [47], the synthesis of SnO in alkaline media consists of three consecutive
 2 reactions: first, SnCl₂ is hydrolyzed in water producing Sn₄(OH)₂Cl₆ (Equation 2); then, the HCl
 3 released is neutralized by the NaOH, while Cl⁻ ions from Sn₄(OH)₂Cl₆ are gradually replaced by
 4 hydroxide ions yielding Sn₄(OH)₆Cl₂ (Equation 3); finally, the SnO crystals are produced *via*
 5 dissolution-precipitation from Sn₄(OH)₆Cl₂ during aging at 95°C (Equation 4). Meanwhile, the
 6 presence of HCl in the reaction medium, even in small amounts, is likely to promote oxidation of
 7 SnO to SnO₂ (Equation 5), consistent with the observation at 0.25 M NaOH.


8



13

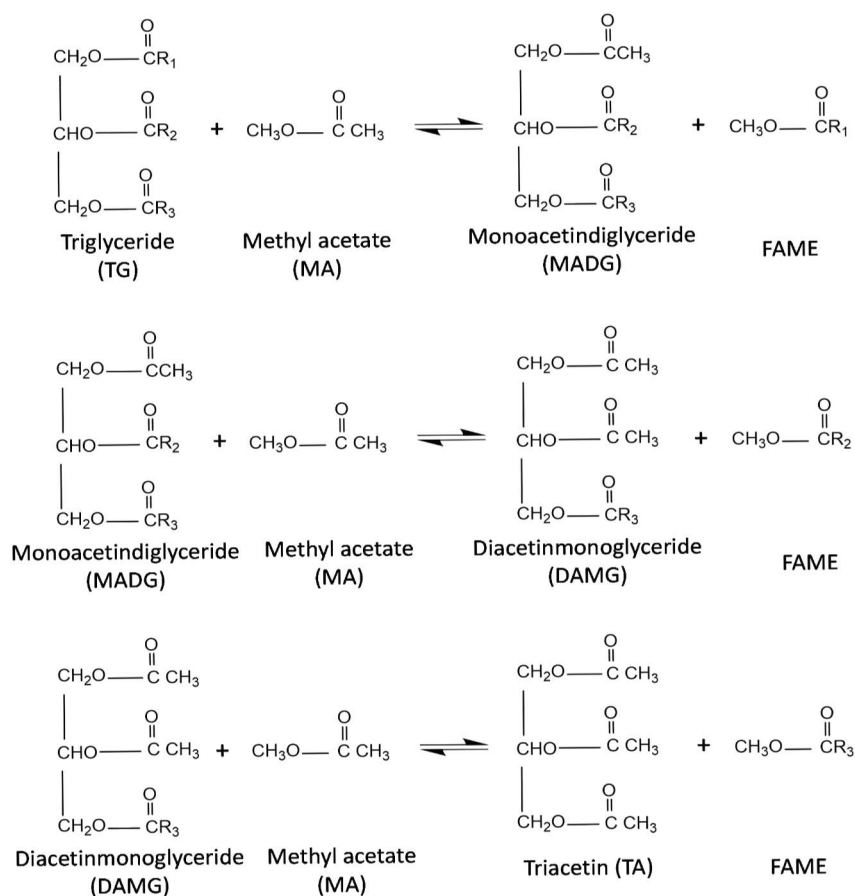
14 To gain further insights into the morphological changes on Sn-based crystals with the NaOH
 15 concentration, FE-SEM observations were carried out. Representative micrographs revealed a shape
 16 evolution from spherical particles to square-plate crystals (Figure 2). Indeed, the Sn-alk-0.25M solid
 17 was composed mainly of angular clasts with rough surfaces and irregular boundaries with dimensions
 18 ranging from 5 μm to more than 100 μm (Figure 2A, Figure S1 A-C ESI). These clasts consisted
 19 mainly of fine-grained and densely-packed spherical particles with smooth surfaces and an average
 20 50-100 nm diameter (Figure 2B, Figure S1 D,E, ESI). Conversely, stacked structures comprised
 21 mainly of quadrilateral microplatelets with exposed (001) facets were obtained with the Sn-alk-0.38M
 22 catalyst (Figure 2C,D; Figure S2, ESI) in agreement with the XRD data. Microplatelets were about
 23 10-100 μm long and 0.5-2.0 μm thick (Figure S4, ESI). Further increase in the NaOH concentration
 24 to 0.5M (Sn-alk-0.50M solid) led to reduction of the average particle sizes to 10-30 μm and to
 25 formation of aggregates with 3D flower-like architectures which consisted mainly of interpenetrating

1 micro-sheets (Figure 2E-F, Figure S3, ESI). Noticeably, the (001) facets of Sn-alk-0.50M crystals
2 were less exposed due to the formation of perpendicularly oriented microsheets pointing at different
3 directions, which were at the origin of the attenuation of reflexions at 18.3° and 37.2° in the XRD
4 patterns (Figure 1, B c).



5
6 **Figure 2.** FEG-SEM micrographs of Sn-based oxides prepared by the alkaline method with different NaOH
7 concentrations: 0.25 M NaOH (A, B), 0.38 M NaOH (C, D) and 0.50 M NaOH (E, F).
8

1 The catalytic activity of tin-based oxides was evaluated in the interesterification of rapeseed oil using
 2 methyl acetate (MA) as acyl donor to produce FAME and triacetin. Most studies show that the
 3 interesterification of triglycerides (TG) is a reversible process composed of a sequence of three
 4 consecutive second order reversible reactions, involving the formation of monoacetindiglyceride
 5 (MADG) and diacetinmonoglyceride (DAMG) intermediates, together with triacetin (TA) (Scheme
 6 1) [12,23,32]. Stoichiometrically, three molecules of methyl acetate are required to react
 7 consecutively with one molecule of triglyceride, producing one molecule of methyl ester (biodiesel)
 8 at each step and one molecule of triacetin at the last step. However, in practice, the acyl donor is
 9 usually utilized in strong excess with respect to the reaction stoichiometry in order to shift the
 10 equilibrium of each step to the right (product side), thus reducing the residual amounts of
 11 intermediates.



12
 13 **Scheme 1.** Interesterification reaction between a triglyceride and methyl acetate leading to formation of fatty acid methyl
 14 esters (FAME) and triacetin (TA) passing through monoacetindiglyceride (MADG) and diacetinmonoglyceride (DAMG)
 15 intermediates.

1 Indeed, as reported by Casas *et al.* [22], triglycerides can be totally converted using a MA/TG molar
2 ratio of 18. However, a molar ratio of 50 was needed to completely transform the
3 monoacetindiglyceride, while a MA/TG molar ratio as high as 100 was not enough to completely
4 remove the diacetylmonoglyceride. This is a clear indication of the high degree of reversibility of the
5 transesterification reaction where the conversion of diacetylmonoglyceride to triacetin is the rate-
6 limiting step. It is important to point out that, using methyl acetate in large excess is also an effective
7 way to reduce the viscosity of triglycerides and dissolve the monoacetindiglyceride and
8 diacetylmonoglyceride intermediates as well as triacetin [38].

9 In our study, the transesterification reaction was set at 210 °C, using a methyl acetate-to-oil molar
10 ratio (MA/TG) of 40 and a catalyst-to-oil molar ratio (SnO/TG) of 0.65 [39]. The results obtained
11 after 30 minutes of reaction time are presented in Table 1, together with those obtained in a control
12 experiment performed with commercial SnO under the same conditions.

13 Similarly to the experiment carried out without catalyst (entry 1), the activities achieved with the
14 SnO₂-based solids were extremely low giving only 1% (entry 2) and 2% (entry 4) FAME yields for
15 the Sn-CM and the Sn-alk-0.25M catalysts respectively. Moreover, triacetin was found only in form
16 of traces. The catalytic activity was slightly improved with the SnO-SnO₂ mixture, reaching 7.4%
17 yield in FAME (entry 3). Noticeably, under identical conditions, pure SnO prepared by the alkaline
18 method displayed the highest performance in this reaction, that was quite similar to that of
19 commercial SnO [39]. Indeed, 24.2% yield in FAME and 0.3% yield in TA were reached with the
20 Sn-alk-0.38M catalyst (entry 5), while 17.4% FAME and 0.2% TA were achieved with the Sn-alk-
21 0.50M one (entry 6). Although Sn(IV)O₂ has proved to be catalytically active in the transesterification
22 of triglycerides [52], our results clearly revealed that the Sn(II)O was more suitable for the
23 transesterification reaction. As both SnO-alk-0.38M and SnO-alk-0.50M catalysts had very similar
24 surface areas (<1 m²/g), the superior transesterification activity of the former probably results from
25 its different crystalline properties, in particular the preferential orientation of crystals along the (001)
26 planes, consistent with XRD analysis (Figure 1, B-b) and FE-SEM observations (Figure 2 C,D).

1
2
3
4
5
6
7
8
9
10
11
12
13
14
15
16
17
18
19
20

Table 1. Catalytic performance of Sn-based catalysts in the interesterification of rapeseed oil.^a

Entry	Catalyst	Crystal phase (XRD)	Intesterification tests	
			Y _{FAME} (w/w %)	Y _{TA} (w/w %)
1	no catalyst	-	0.8	<i>n.d.</i>
2	Sn-CM	SnO ₂	1.0	<i>n.d.</i>
3	Sn-HT	SnO-SnO ₂	7.4	<i>n.d.</i>
4	Sn-alk-0.25M	SnO ₂	1.22	<i>n.d.</i>
5	Sn-alk-0.38M	SnO	24.2	0.3
6	Sn-alk-0.50M	SnO	17.4	0.2
7	SnO (Alfa Aesar)	SnO	23.6	0.4

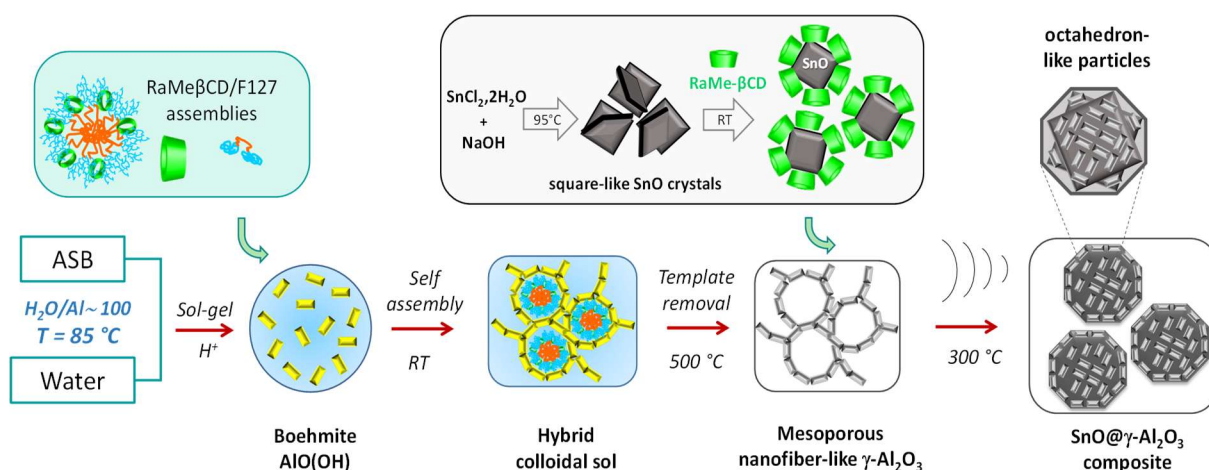
^aReaction conditions: 1.5 g rapeseed oil, 10 wt.% SnO/oil, 5 g methyl acetate (MA/TG = 40), initial pressure inside reactor: 2 bar, vapor pressure MA: 30 bar, temperature 210 °C, reaction time 30 minutes.

3.2 Interesterification of rapeseed oil with SnO@ γ -Al₂O₃ composites

Encouraged by results obtained with bulk SnO catalysts prepared by the alkaline method and taking into account that they had very low specific surface areas (less than 1 m²/g) (Table 2), we then decided to disperse SnO particles over a large-pore mesoporous γ -Al₂O₃ matrix prepared by the colloidal approach [48].

The procedure used for the preparation of SnO@ γ -Al₂O₃ composites is illustrated in Scheme 2. First, a boehmite (AlO(OH)) sol was synthesized in aqueous phase by sol-gel process at 85 °C using aluminum tri-*sec* butoxide (ASB) as precursor (hydrolysis ratio H₂O/Al ~ 100) [48]. Then, boehmite nanoparticles were allowed to self-assemble around the supramolecular template formed between the randomly methylated β -CD (RaMe β CD) and the Pluronic F127. After calcination at 500 °C, a mesoporous nanofiber-like γ -Al₂O₃ solid was recovered. In parallel, micrometric quadrilateral SnO particles were prepared by dissolution-precipitation in alkaline medium (0.38M NaOH) as previously described, then redispersed in a RaMe β CD aqueous solution (30 mg/mL). The obtained hybrid RaMe β CD@SnO- γ -Al₂O₃ material was subsequently subjected to ultrasonic irradiation for 15 minutes. By varying the γ -Al₂O₃ loading in the RaMe β CD@SnO suspension, mesoporous SnO@ γ -

1 Al_2O_3 composites with tunable porosity and octahedral-shape crystal structures, which are actually
 2 stacks of platelets, were obtained after calcination at 300 °C. In this approach, the RaMe β CD had a
 3 two-fold role, *i.e.* it showed a pore expansion effect on the γ - Al_2O_3 shell covering SnO microcrystals
 4 [53,54] and at the same time, it acted as structure directing agent owing to its surface-active properties
 5 [43,55] which are beneficial for reducing the surface energy of SnO microcrystals, thus facilitating
 6 their co-assembly with γ - Al_2O_3 nanoparticles.

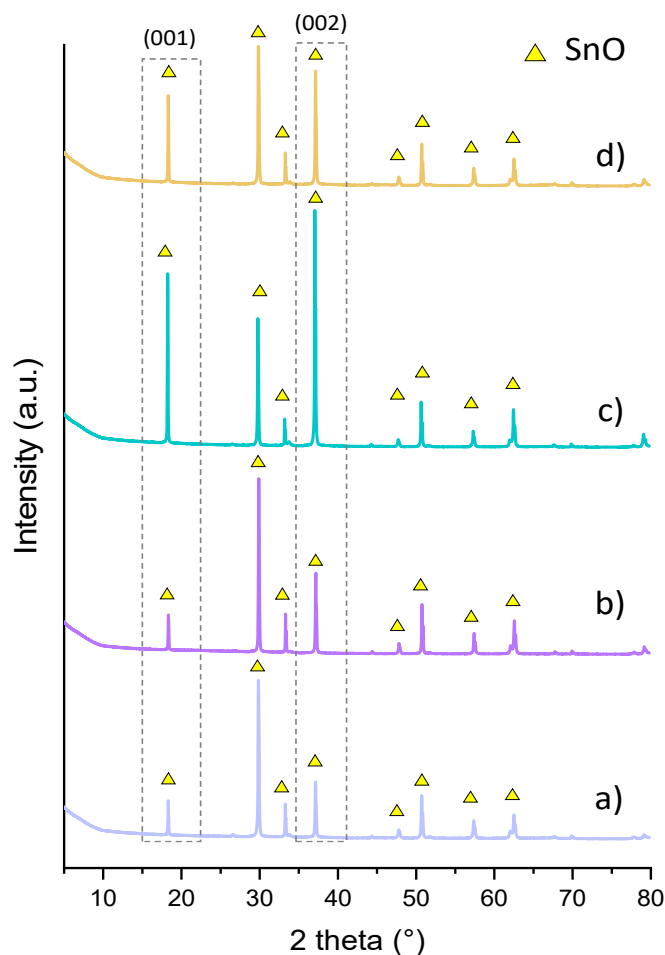


7
 8 **Scheme 2.** Schematic illustration of the procedure used for the preparation method of SnO@ γ - Al_2O_3 composites.

9 From the TEM images (Figure S5 A,B, ESI), it can be seen that, in a contrast to the template-free sol-
 10 gel γ - Al_2O_3 , the morphology of RaMe β CD-templated γ - Al_2O_3 was fibber-like and the entanglement
 11 of alumina fibbers produced nanometric voids with an average diameter of 11.2 nm (Figure S5 C,
 12 ESI). Such evolution in the γ - Al_2O_3 particle morphology was at the origin of the increase in the
 13 surface area (from 219 to 236 m^2/g), pore size (from 4.2 to 11.2 nm) and pore volume (from 0.276 to
 14 0.674 cm^3/g) (Table 2), which can be correlated to the ability of RaMe β CD to act as micelle expander
 15 [53,54]. XRD analysis also confirmed that the temperature of 500 °C was sufficient to totally convert
 16 boehmite to γ - Al_2O_3 (Figure S5 D, ESI).

17 To investigate the impact of RaMe β CD-templated γ - Al_2O_3 particles on the structural, textural and
 18 morphological characteristics of SnO@ γ - Al_2O_3 composites, X-ray diffraction (XRD), N_2 -adsorption
 19 and field emission gun scanning electron microscopy (FE SEM) analyses were carried out.

1 XRD patterns (Figure 3) revealed that the intensity of (001) and (002) peaks was greatly enhanced
2 upon increasing the γ -Al₂O₃ loading, indicating that alumina can modulate the orientation growth of
3 SnO crystals in a direction parallel to the (001) plane. Indeed, it is possible that γ -Al₂O₃ particles
4 adsorb preferentially on the (001) facets of SnO, which are actually the most thermodynamically
5 stable and possess the lowest surface energy [56]. Such adsorption could facilitate stacking of SnO
6 crystals and promote their growth into polyhedral-shaped particles with well-developed (001) facets.
7 Note that among the four catalysts, SnO@ γ -Al₂O₃1.0 prepared with an equimolar Sn/Al composition
8 showed the highest reflexion intensities at 18.3° and 37.2° indicative of development of structures
9 with most abundant exposed (001) facets.

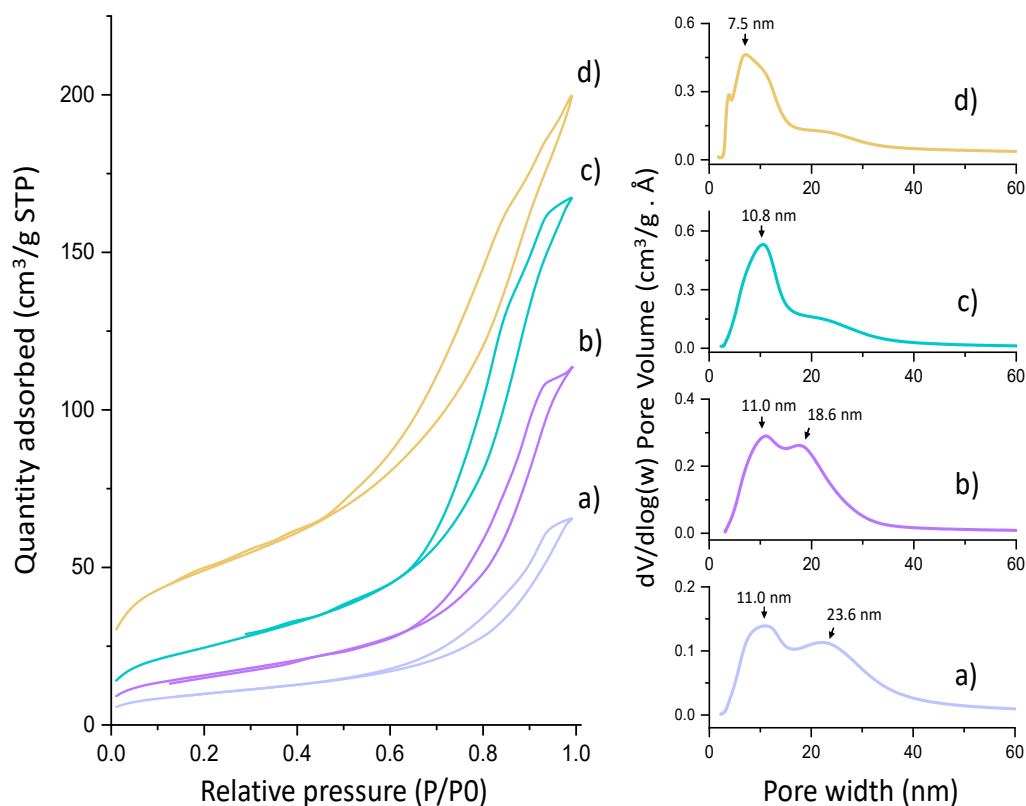


10

11 **Figure 3.** XRD patterns of SnO@ γ -Al₂O₃ composites: (a) SnO@ γ -Al₂O₃0.5, (b) SnO@ γ -Al₂O₃0.67, (c) SnO@ γ -
12 Al₂O₃1.0, (d) SnO@ γ -Al₂O₃2.0.

13

1 From the N₂-adsorption analysis (Figure 4), it can be seen that all SnO@ γ -Al₂O₃ composites
 2 displayed type-IV isotherms with a type H3 hysteresis loop, characteristic of mesoporous materials
 3 with wide pore size distributions. As a general trend, upon increasing the γ -Al₂O₃ loading, a
 4 significant increase in the specific surface area (from 35 to 173 m²/g) and pore volume (from 0.103
 5 to 0.307 cm³/g) was noticed. Bimodal pore size distributions were developed for the composites
 6 prepared with the lowest Al/Sn molar ratios, while monomodal structures were obtained for the
 7 highest alumina loadings. The largest pores with an average diameter of 19-24 nm probably resulted
 8 from the high degree of freedom of γ -Al₂O₃ nanoparticles deposited on the surface of SnO
 9 microcrystals, enabling the formation of a fibrous network, while the smallest ones (9-11 nm) were
 10 characteristic of bare γ -Al₂O₃ with a higher degree of particle aggregation (Figure S5, ESI). This
 11 means that in our composites, γ -Al₂O₃ particles are either assembled into fibbers or densely packed
 12 in more compact structures, on the surface of the SnO crystals, as aggregates.



13
 14 **Figure 4.** N₂ adsorption isotherms (A) and corresponding pore size distributions (B) of SnO@ γ -Al₂O₃ composites: (a)
 15 SnO@ γ -Al₂O₃0.5, (b) SnO@ γ -Al₂O₃0.67, (c) SnO@ γ -Al₂O₃1.0, (d) SnO@ γ -Al₂O₃2.0.


1

2 **Table 2.** Structural and textural characteristics of γ -Al₂O₃ supports and SnO@ γ -Al₂O₃ composites after thermal treatment
3 at 300 °C.

Sample	XRD	N ₂ -adsorption		
		<i>S</i> _{BET} ^a (m ² /g)	<i>V</i> _p ^b (cm ³ /g)	<i>D</i> _p ^c (nm)
Sol-gel γ -Al ₂ O ₃	γ -Al ₂ O ₃	219	0.276	4.2
γ -Al ₂ O ₃	γ -Al ₂ O ₃	236	0.674	11.2
Sn-alk-0.38M	SnO	<1	<i>nd</i>	<i>nd</i>
SnO@ γ -Al ₂ O ₃ 0.5	SnO	35	0.103	11.0/23.6
SnO@ γ -Al ₂ O ₃ 0.75	SnO	56	0.174	11.0/18.6
SnO@ γ -Al ₂ O ₃ 1.0	SnO	88	0.261	10.8
SnO@ γ -Al ₂ O ₃ 2.0	SnO	173	0.307	7.5

4 ^aspecific surface area determined in the relative pressure range 0.1-0.25, ^bcumulative pore volume and ^caverage pore
5 diameter resulting from BJH calculations.

6 Evidence for the shape evolution from squares (bare SnO) to truncated octahedral-like particles
7 (SnO@ γ -Al₂O₃ composites) was provided by FE-SEM observations, which confirmed that γ -Al₂O₃
8 nanoparticles assembled almost exclusively on the surface of SnO promoting the growth of
9 microcrystals in a direction parallel to the (001) plane (Figures S6-S10, ESI). Representative FE-
10 SEM images of the SnO@ γ -Al₂O₃1.0 composite (Figure 5) indicated that this solid was composed
11 mainly of individual non-aggregated structures with octahedral shapes and smooth boundaries
12 (Figure 5 A-D) having a typical length of 20 to 30 μ m and a thickness of about 2 μ m (Figure 5 E-F).
13 EDX elemental mapping (Figure 5 G) also confirmed that Al, O and Sn atoms were uniformly
14 distributed on the microplatelets. Locally, some aggregation of alumina nanoparticles was also
15 observed on the surface of SnO microcrystals. It is worth noting that those composite particles also
16 presented some surface damages due to partial eradication of SnO crystals caused by the ultrasonic
17 irradiation, which resulted in formation of holes in the center of the polyhedra and, in some cases,
18 fragmentation of the crystals. Nevertheless, upon increasing the γ -Al₂O₃ loading, this phenomenon
19 was attenuated, consistent with the increase in the plate thickness, thus providing greater
20 improvement of the impact resistance (Figures S6-S10, ESI).



1

2 **Figure 5.** FE-SEM images (A-F) of SnO@ γ -Al₂O₃ 1.0 composite and corresponding EDX elemental mapping distribution

3 of Al, O, Sn and C (G).

4

1 The catalytic activity of SnO@ γ -Al₂O₃ composites was then evaluated in the interesterification of
2 rapeseed oil under the same conditions as with bare SnO. FAME and triacetin yields obtained with
3 the different supported catalysts are shown in Table 3. Clearly, the overall activity was dependent on
4 the γ -Al₂O₃ loading. While mesoporous γ -Al₂O₃ was almost inactive after 30 min at 210°C (entry 1),
5 the addition of a small amount of γ -Al₂O₃ to the SnO catalyst (Al/Sn molar ratio = 0.5) resulted in an
6 increase in the FAME yield to 24.9% (entry 3), which represents, however, only a slight improvement
7 (by ~0.7%) with respect to bare SnO (entry 2). As shown previously by several authors, γ -Al₂O₃ may
8 catalyze efficiently interesterification of triglycerides, however, higher temperatures and pressures
9 are required compared to our conditions. Indeed, Ribeiro *et al.* [36] obtained 82.5% conversion
10 efficiency with macaw oil using γ -Al₂O₃ as catalyst at a temperature of 300 °C under autogenous
11 pressure, while a 60.2% FAME yield was reported by Visioli *et al.* [57] at a temperature of 275 °C
12 and 20 MPa pressure. Interestingly, we noticed cooperative effects upon increasing the γ -Al₂O₃
13 loading, which not only resulted in increased conversion of rapeseed oil, but also promoted the
14 reaction of monoacetylindiglyceride and diacetylmonoglyceride intermediates with methyl acetate
15 towards triacetin formation (entries 4-6). As reported in many studies [9, 12,23,58], triacetin can be
16 used as a fuel additive or included in the biodiesel formulation up to 10 wt % since it enhances the
17 biodiesel quality. However, above this limit threshold, it tends to reduce the cetane number of
18 biodiesel below the minimum limit fixed by the EN 14214 guidelines [9]. The FAME yields obtained
19 with our catalysts after 30 minutes at 210 °C were 27.2% for SnO@Al₂O₃0.75 (entry 4), 30.9% for
20 SnO@Al₂O₃1.0 (entry 5) and 33.5% for SnO@Al₂O₃2.0 (entry 6), giving triacetin yields of 1.0%,
21 2.0% and 1.5% respectively.

22 Among the different composites, SnO@Al₂O₃ 2.0 appeared to be the most suitable for rapeseed
23 biodiesel production, achieving a global yield of 35.0% after 30 minutes and 82.5 % after 120 minutes
24 (Figure S11, ESI). Interestingly, this catalyst was also more active than the commercial SnO (entry
25 7). Time course analysis (Figure S11, ESI) also indicated that the reaction kinetics were faster with

1 SnO@Al₂O₃2.0, showing almost 10 wt.% differences in FAME yields on consecutive 30-min time
2 intervals.

3 Based on the characterization results, it is clear that the catalytic performance of SnO@ γ -Al₂O₃
4 composites results from a combined effect of textural, structural and morphological characteristics.

5 Thus, the largest surface area obtained with SnO@ γ -Al₂O₃2.0 catalyst (173 m²/g) should provide a
6 greater number of adsorption sites and active centers, facilitating the adsorption properties of the
7 composite towards both triglycerides and methyl acetate. Moreover, its high pore volume (0.307
8 cm³/g) should improve the diffusion of both reactants and products during the catalytic process and
9 reduce the mass transfer limitations, which are critical issues for microporous catalysts. Finally, the
10 mesoporous γ -Al₂O₃ material can also modify or reshape the SnO microcrystals and promote their
11 growth along the (001) planes, which appear to be the most active in the interesterification reaction.

12 Overall, these results showed that γ -Al₂O₃ may be a suitable material for preparing SnO-based
13 composites with enhanced interesterification activities; however, when this oxide was used in a large
14 excess to SnO (Al/Sn molar ratio of 2.0) a drop in TA yield was also observed (from 2.0% to 1.5%),
15 which is probably due to parallel undesired decomposition reactions catalyzed by the alumina-
16 enriched composite [37].

17 Our results can be compared with those of Nunes and Castilhos [59] who obtained 62.3 wt.% FAME
18 yield in the interesterification of soybean oil with methyl acetate using calcium oxide (CaO) as
19 heterogeneous catalyst. The optimum conditions found by the authors were a MA:oil molar ratio of
20 40:1, 10 wt.% catalyst, 325°C temperature and 4 hours reaction time. In addition, the authors found
21 that CaO was the most efficient catalyst in comparison with Y-zeolite, MgO, Nb₂O₅ and mixed oxides
22 [37].

23 It is generally reported that high water concentration in the reaction mixture decreases the activity of
24 homogeneous and heterogeneous catalysts preventing the utilization of cheap feedstocks, such as
25 waste cooking oil [60]. To this end, the SnO@ γ -Al₂O₃2.0 composite was selected to investigate the

1 effect of water as impurity. An additional run was performed under the same operating conditions as
 2 in the preceding experiments, with the only exception that 2 wt.% water was deliberately added in
 3 the reaction medium.

4

5 **Table 3.** Catalytic performance of Sn-based catalysts in the interesterification of rapeseed oil to biodiesel and triacetin.^a

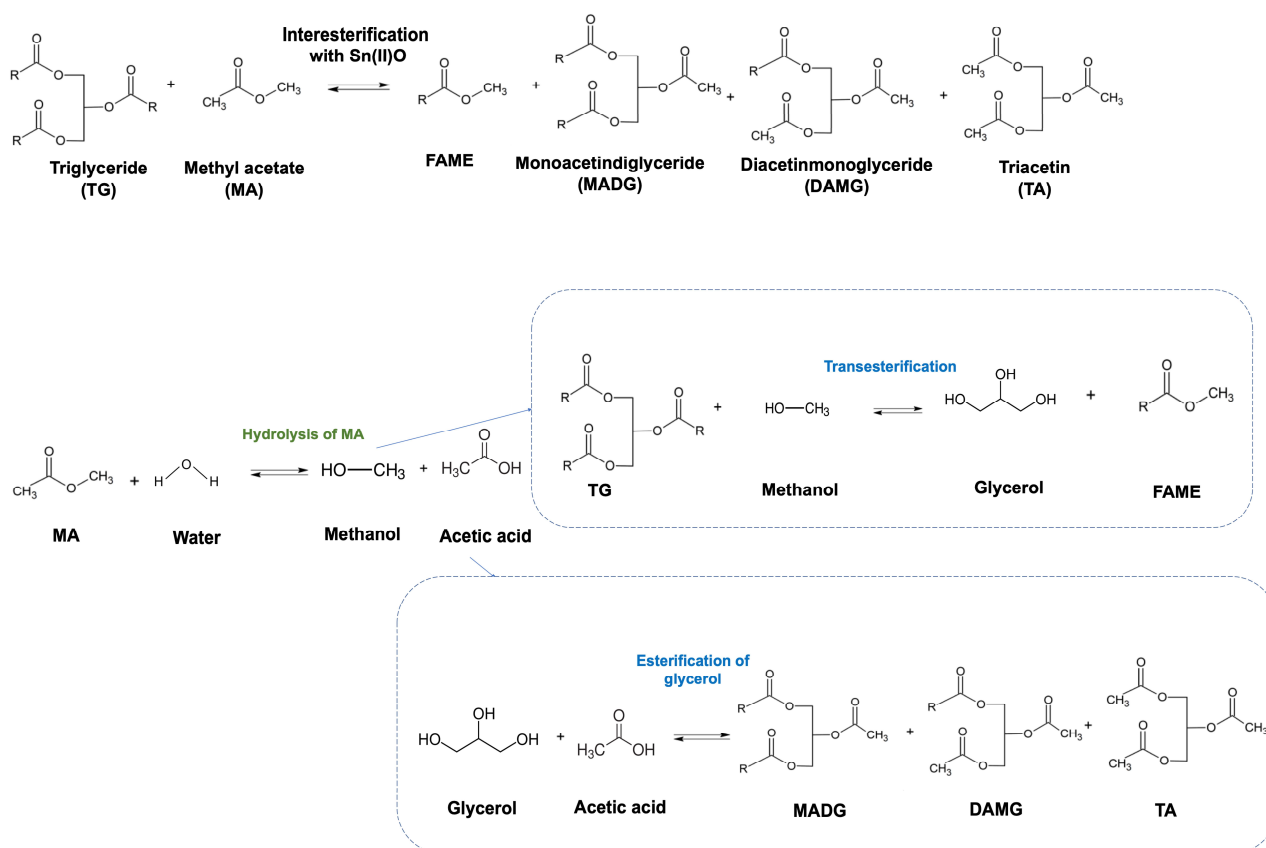
Entry	Catalyst	Intesterification tests	
		Y _{FAME} (w/w %)	Y _{TA} (w/w %)
1	Mesoporous γ -Al ₂ O ₃	2.0	n.d.
2	SnO-alk-0.38M	24.2	0.3
3	SnO@Al ₂ O ₃ 0.5	24.9	n.d.
4	SnO@Al ₂ O ₃ 0.75	27.2	1.0
5	SnO@Al ₂ O ₃ 1.0	30.9	2.0
6	SnO@Al ₂ O ₃ 2.0	33.5	1.5
7	SnO-comm (Alfa Aesar)	23.6	0.4
8	SnO@Al ₂ O ₃ 2.0-water	47.5	2.4

6 ^aReaction conditions: 1.5 g rapeseed oil, 10 wt.% SnO/oil, 5 g methyl acetate (MA/TG = 40), initial pressure inside
 7 reactor: 2 bar, vapor pressure MA: 30 bar, temperature 210 °C, reaction time 30 minutes.

8 We noticed that FAME and TA yields were greatly enhanced upon addition of water, reaching 47.5%
 9 and 2.4% respectively (entry 8, Table 3), thus reproducing the behavior obtained with commercial
 10 bulk SnO [39]. Such effect could be related to a possible modification of the reaction mechanism,
 11 where interesterification, transesterification and esterification reactions could be combined in a
 12 consecutive continuous process. Indeed, as illustrated in Scheme 3, in the presence of water, SnO
 13 may catalyze first the hydrolysis of methyl acetate to acetic acid and methanol, then this latter may
 14 react with triglycerides through a transesterification reaction yielding glycerol and FAME. In parallel,
 15 glycerol could also react with acetic acid through an esterification reaction yielding triacetin,
 16 diacetinmonoglyceride and monoacetindiglyceride.

17 As pointed out by Casas *et al.* [22], transesterification has faster kinetics when compared to
 18 interesterification since it uses methanol as acyl receptor, which usually requires milder conditions to
 19 achieve higher yields. Farobie and Matsumura [61] have explained this difference by the lower
 20 reactivity of supercritical methyl acetate producing an unstable intermediate, which requires higher

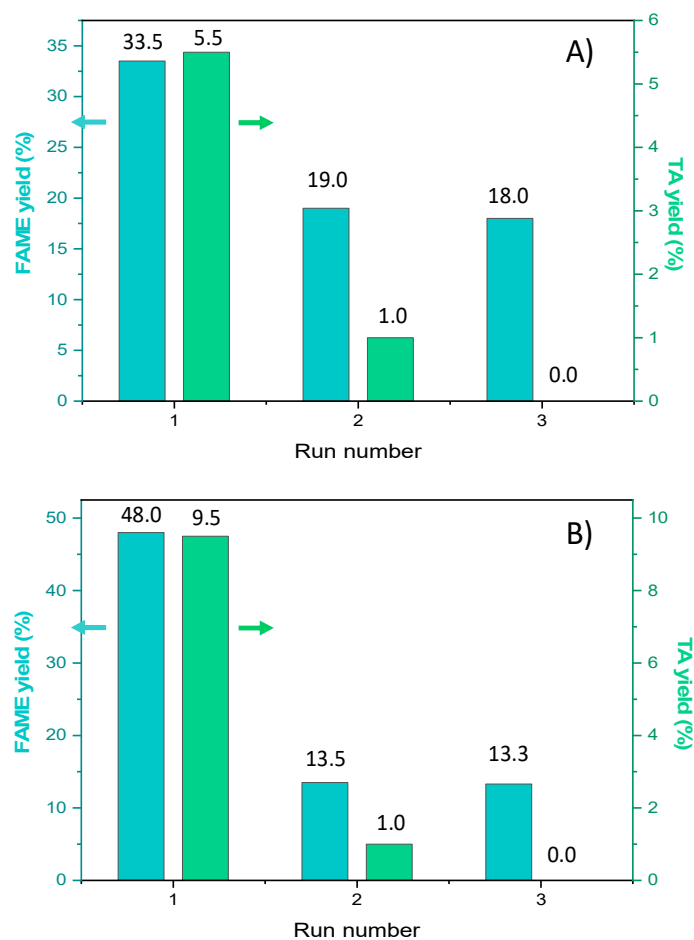
1 activation energy when compared to supercritical methanol. Supporting evidence in favor of the
 2 proposed mechanism was provided by the chromatographic profiles (Figure S12, ESI), where the
 3 ratio of the peak areas corresponding to diacetylmonoglyceride and monoacetylindiglyceride increased
 4 with respect to the internal standard peak upon addition of 2 wt.% water in the reaction medium. In
 5 contrast, in the absence of added water, those ratios were very low, suggesting the formation of only
 6 traces of MADG and DAMG.



7
 8 **Scheme 3.** Schematic illustration of biodiesel production in the presence of methyl acetate (MA) and water by
 9 simultaneous interesterification and transesterification.

10 An important issue in the perspective of utilization of heterogeneous catalysts in industrial application
 11 is their long term stability. To assess this aspect we evaluated the recyclability of SnO@ γ -Al₂O₃2.0
 12 under the same reaction conditions (MA/TG molar ratio of 40, a catalyst content of 10 wt.%, and a
 13 reaction temperature of 210°C for 30 minutes). The FAME and triacetyl yields obtained during the
 14 reuse tests, with and without water, are shown in Figure 6. In the absence of water, FAME content
 15 decreased from 33.5 % in the first run to 19.0% in the second run and then was stabilized to 18.0%

1 in the third run, representing a catalytic efficiency decay of 45.6% (Figure 6, A). However, in the
2 presence of 2 wt.% water, a more pronounced catalytic efficiency loss (72.3 %) was observed (Figure
3 6, B). We identified that washing the catalyst with methyl acetate between consecutive runs did not
4 produced any significant improvement in the catalytic activity (Figure S13, ESI), therefore excluding
5 a possible blockage of catalyst active sites by the reactants. One of the factors at the origin of such
6 activity decay may be the instability of γ -Al₂O₃ under our reaction conditions, especially in the
7 presence of water [62,63]. Indeed, the XRD diagram of the catalyst recovered after the third run in
8 the experiment conducted with 2 wt.% water showed that tin was still in the oxidation state +2, but
9 γ -Al₂O₃ was hydrolyzed into boehmite (Figure S14, ESI). Such a transformation would probably be
10 accelerated by the acetic acid formed during the hydrolysis of methyl acetate, implying partial
11 dissolution of the support and loss of a part of catalyst particles. Despite that decay, the activities
12 obtained in the third run are still higher than some reported in literature in interesterification reaction
13 with other heterogeneous catalysts, such as Nb₂O₅ and Y zeolite as well as Mg-Al and Ca-Mg-Al
14 mixed oxides, tested at a temperature similar to that used in our study [37].



1
 2 **Figure 6.** Catalytic recyclability of SnO@ γ -Al₂O₃ 2.0 catalyst in the absence (A) and in the presence of 2 wt.% water (B).
 3 Reaction conditions: 1.5 g rapeseed oil, 10 wt.% SnO/oil, 5 g methyl acetate (MA/substrate = 40), initial pressure inside
 4 reactor: 2 bar, vapor pressure MA: 30 bar, temperature 210 °C, reaction time 30 minutes.

6 Conclusions

7 In summary, pure romarchite tetragonal Sn(II)O, prepared under alkaline conditions at 75 °C *via*
 8 dissolution-precipitation from Sn₄(OH)₆Cl₂, was found to be more suitable catalyst in the
 9 interesterification of rapeseed oil with methyl acetate with respect to the cassiterite tetragonal
 10 Sn(IV)O₂ and the Sn(II)O/Sn(IV)O₂ mixture, achieving 24.2 % yield in FAME after 30 minutes at
 11 210 °C. To further improve the morphological and surface properties of Sn(II)O, mesoporous
 12 Sn(II)O@ γ -Al₂O₃ core-shell octahedral composites were prepared through a hierarchical self-
 13 assembly process triggered by randomly methylated β -cyclodextrin (RaMe β CD)-based assemblies.
 14 In this approach, RaMe β CD can regulate the orientation of rod-like γ -Al₂O₃ nanoparticles on the

1 surface of pre-synthesized micron-size Sn(II)O crystals yielding mesoporous composites with unique
2 properties. Particulate composites were composed of a functional SnO microcrystal core with high
3 catalytic activity and a mesoporous alumina shell with good pore accessibility. Importantly, the γ -
4 Al₂O₃ shell was found to promote stacking of square-like SnO particles along the (001) direction and
5 resulted in formation of single octahedron-like crystals with highly exposed facets that were
6 particularly active in the transesterification of rapeseed oil with methyl acetate. The best results were
7 obtained with the composite prepared with an Al/Sn molar ratio of 2.0 achieving a total FAME and
8 triacetin yield of 35.0% after 30 minutes and 82.5 % after 120 minutes at 210 °C. This novel approach
9 based on γ -Al₂O₃-controlled growth of SnO microcrystals assisted by RaMe β CD provides a brand
10 new way to construct functional composites with new architectures and improved catalytic
11 performance in transesterification reactions.

12

13 **Acknowledgments**

14 Chevreul Institute (FR 2638), Ministère de l'Enseignement Supérieur, de la Recherche et de
15 l'Innovation, FEDER and University of Palermo are acknowledged for supporting and funding this
16 work. We are grateful to A. Addad and L. Burylo for technical assistance with FE-SEM and XRD
17 respectively. The electron microscopy facility in Lille is supported by the Conseil Regional des
18 Hauts-de-France and the European Regional Development Fund (ERDF).

19

20 **Appendix A. Supplementary Material**

21 FE-SEM images of bare SnO and SnO@ γ -Al₂O₃ composites, kinetics of transesterification of
22 rapeseed oil with methyl acetate catalyzed by the SnO@ γ -Al₂O₃2.0 composite, chromatographic
23 profiles of reaction products, catalytic recyclability of SnO@ γ -Al₂O₃ with intermittent washing
24 between runs, XRD patterns of SnO@ γ -Al₂O₃2.0 after catalytic test in 2 wt.% water.

25

26

1 **References**
2

-
- [1] A.O. Esan, O.M. Olabemiwo, S.M. Smith, S. Ganesan, A concise review on alternative route of biodiesel production via interesterification of different feedstocks. *Int. J. Energy Res.* 45 (2021) 12614-12637. <https://doi.org/10.1002/er.6680>
- [2] S.H. Liu, Y.C. Lin, K.H. Hsu, Emissions of regulated pollutants and PAHs from waste- cooking-oil biodiesel-fuelled heavy-duty diesel engine with catalyser, *Aerosol Air Qual. Res.* 12 (2012) 218-227. <https://doi.org/10.4209/aaqr.2011.09.0144>
- [3] C.Y. Lin, H.A. Lin, L.B. Hung, Fuel structure and properties of biodiesel produced by the peroxidation process, *Fuel* 85 (2006) 1743-1749. <https://doi.org/10.1016/j.fuel.2006.03.010>
- [4] C.C. Enweremadu, M.M. Mbarawa, Technical aspects of production and analysis of biodiesel from used cooking oil. A review, *Renew. Sust. Energ. Rev.* 13 (2009) 2205-2224. <https://doi.org/10.1016/j.rser.2009.06.007>
- [5] S.V. Ranganathan, S.L. Narasimhan, K. Muthukumar, An overview of enzymatic production of biodiesel, *Bioresour. Technol.* 99 (2008) 3975-3981, <https://doi.org/10.1016/J.Biortech.2007.04.060>.
- [6] R. Estevez, L. Aguado-Deblas, F.M. Bautista, D. Luna, Luna, C.; J. Calero, A. Posadillo, A.A. Romero, Biodiesel at the Crossroads: A Critical Review. *Catalysts* 9 (2019) 1033. <https://doi.org/10.3390/catal9121033>
- [7] A. Abbaszaadeh, B. Ghobadian, M.R. Omidkhah, G. Najafi, Current biodiesel production technologies: A comparative review. *Energy Convers. Manag.* 63 (2012) 138-148. <https://doi.org/10.1016/j.enconman.2012.02.027>
- [8] A. Casas, M.J. Ramos, Á. Pérez, Methanol-enhanced chemical interesterification of sunflower oil with methyl acetate, *Fuel* 106 (2013) 869-872. <https://doi.org/10.1016/j.fuel.2012.11.037>
- [9] A. Casas, J. R. Ruiz, M. J. Ramos, A. Perez, Effects of triacetin on biodiesel quality, *Energy Fuels* 24 (2010) 4481-4489. <https://doi.org/10.1021/ef100406b>
- [10] M.E. Borges, L. Díaz, Recent developments on heterogeneous catalysts for biodiesel production by oil esterification and transesterification reactions: a review, *Renew. Sust. Energ. Rev.* 16 (2012) 2839-2849. <https://doi.org/10.1016/j.rser.2012.01.071>
- [11] P. Campanelli, M. Banchero, L. Manna, Synthesis of biodiesel from edible, non-edible and waste cooking oils via supercritical methyl acetate transesterification, *Fuel* 89 (2010) 3675-3682. <https://doi.org/10.1016/j.fuel.2010.07.033>
- [12] S. Saka, Y. Isayama, A new process for catalyst-free production of biodiesel using supercritical methyl acetate, *Fuel* 88 (2009) 1307-1313. <https://doi.org/10.1016/j.fuel.2008.12.028>

-
- [13] F. Goembira, K. Matsuura, S. Saka, Biodiesel production from rapeseed oil by various supercritical carboxylate esters, *Fuel* 97 (2012) 373-378. <https://doi.org/10.1016/j.fuel.2012.02.051>
- [14] F. Goembira, S. Saka, Advanced supercritical methyl acetate method for biodiesel production from *Pongamia pinnata* oil, *Renew. Energy* 83 (2015) 1245-1249. <https://doi.org/10.1016/j.renene.2015.06.022>
- [15] F. Goembira, S. Saka, Factors affecting biodiesel yield in interesterification of rapeseed oil by supercritical methyl acetate, *Green Energy Technol.* 108 (2012) 147-152. <https://doi.org/10.3390/pr9010138>
- [16] N. Sootchiewcharn, L. Attanatho, P. Reubroycharoen, Biodiesel production from refined palm oil using supercritical ethyl acetate in a microreactor, *Energy Procedia.* 79 (2015) 697-703. <https://doi.org/10.1016/j.egypro.2015.11.560>
- [17] W. Sakdasri, S. Ngamprasertsith, S. Daengsanun, R. Sawangkeaw, Lipid-based biofuel synthesized from palm-olein oil by supercritical ethyl acetate in fixed-bed reactor, *Energy Convers. Manag.* 182 (2019) 215-223. <https://doi.org/10.1016/j.enconman.2018.12.041>
- [18] Z. Abelniece, L. Laipniece, V. Kampars, Biodiesel production by interesterification of rapeseed oil with methyl formate in presence of potassium alkoxides. *Biomass Conv. Bioref.* (2020). <https://doi.org/10.1007/s13399-020-00874-z>
- [19] V. Kampars, Z. Abelniece, K. Lazdovica, R. Kampare, Interesterification of rapeseed oil with methyl acetate in the presence of potassium tert-butoxide solution in tetrahydrofuran, *Renewable Energy* 158 (2020) 668-674. <https://doi.org/10.1016/j.renene.2020.04.044>
- [20] V. Kampars, Z. Abelniece, S. Blaua, The Unanticipated Catalytic Activity of Lithium tert-Butoxide/THF in the Interesterification of Rapeseed Oil with Methyl Acetate, *J. Chem.* 2019 (2019). <https://doi.org/10.1155/2019/1509706>
- [21] A. M. Medeiros, E. R. M. Santos, S. H. G. Azevedo, A. A. Jesus, H. N. M. Oliveira, E. M. B. D. Sousa, Chemical interesterification of cotton oil with methyl acetate assisted by ultrasound for biodiesel production. *Brazilian J. Chem. Eng.* 3 (2018) 1005-1018. <https://doi.org/10.1590/0104-6632.20180353s20170001>
- [22] A. Casas, M.J. Ramos, A. Pérez, Kinetics of chemical interesterification of sunflower oil with methyl acetate for biodiesel and triacetin production, *Chem. Eng. J.* 171 (2011) 1324-1332. <https://doi.org/10.1016/j.cej.2011.05.037>
- [23] A. Casas, M.J. Ramos, A. Pérez, New trends in biodiesel production: chemical interesterification of sunflower oil with methyl acetate, *Biomass Bioenergy* 35 (2011) 1702-1709. <https://doi.org/10.1016/j.biombioe.2011.01.003>

-
- [24] I. Miesiac, A. Rogalinski, P. Jozwiak, Transesterification of triglycerides with ethyl acetate, *Fuel* 105 (2013) 169-175. <https://doi.org/10.1016/j.fuel.2012.06.086>
- [25] R.D. Kusumaningtyas, R. Pristiyani, H. Dewajani, A new route of biodiesel production through chemical interesterification of jatropha oil using ethyl acetate, *Int. J. Chem Tech. Res.* 9 (2016) 627-634. [https://sphinxsai.com/2016/ch_vol9_no6/3/\(627-634\)V9N6CT.pdf](https://sphinxsai.com/2016/ch_vol9_no6/3/(627-634)V9N6CT.pdf)
- [26] A. Galia, A. Centineo, G. Saracco, B. Schiavo, O. Scialdone, Interesterification of rapeseed oil catalyzed by tin octoate, *Biomass Bioenergy* 67 (2014) 193-200. <https://doi.org/10.1016/j.biombioe.2014.04.025>
- [27] R. Dicosimo, J. McAuliffe, A.J. Poulouse, G. Bohlmann, Industrial use of immobilized enzymes, *Chem. Soc. Rev.* 42 (2013) 6437-6474. <https://doi.org/10.1039/C3CS35506C>
- [28] E. Jenab, F. Temelli, J.M. Curtis, Y.Y. Zhao, Performance of two immobilized lipases for interesterification between canola oil and fully-hydrogenated canola oil under supercritical carbon dioxide, *LWT Food Sci. Technol.* 58 (2014) 263-271. <https://doi.org/10.1016/j.lwt.2014.02.051>
- [29] C. Pacheco, C. Palla, G.H. Crapiste, M.E. Carrín, Optimization of reaction conditions in the enzymatic interesterification of soybean oil and fully hydrogenated soybean oil to produce plastic fats, *J. Am. Oil Chem. Soc.* 90 (2013) 391-400. <https://doi.org/10.1007/s11746-012-2182-z>
- [30] B. Bharathiraja, J. Jayamuthunagai, R. Praveenkumar, M. Jayakumar, S. Palani, The kinetics of interesterification on waste cooking oil (sunflower oil) for the production of fatty acid alkyl esters using a whole cell biocatalyst (*Rhizopus oryzae*) and pure lipase enzyme, *Int. J. Green Energy* 12 (2015) 1012-1017. <https://doi.org/10.1080/15435075.2014.882339>
- [31] J.S. Mendes, J.S. Silva, A.L.O. Ferreira, G.F. Silva, Simulation of process inter-esterification in fluidized bed bioreactor for production of biodiesel, *Comput. Aided Chem. Eng.* 27 (2009) 1803-1808. [https://doi.org/10.1016/S1570-7946\(09\)70691-1](https://doi.org/10.1016/S1570-7946(09)70691-1)
- [32] Y. Xu, W. Du, D. Liu, Study on the kinetics of enzymatic interesterification of triglycerides for biodiesel production with methyl acetate as the acyl acceptor, *J. Mol. Catal. B: Enzymatic* 32 (2005) 241-245. <https://doi.org/10.1016/j.molcatb.2004.12.013>.
- [33] W. Du, Y. Xu, D. Liu, J. Zeng, Comparative study on lipase-catalyzed transformation of soybean oil for biodiesel production with different acyl acceptors, *J. Mol. Catal. B Enzym.* 30 (2004) 125-129, <https://doi.org/10.1016/j.molcatb.2004.04.004>.
- [34] E.M. Usai, M.F. Sini, D. Meloni, V. Solinas, A. Salis, Sulfonic acid-functionalized mesoporous silicas: microcalorimetric characterization and catalytic performance toward biodiesel synthesis, *Microporous Mesoporous Mater.* 179 (2013) 54 - 62. <http://dx.doi.org/10.1016/j.micromeso.2013.05.008>

-
- [35] J. S. Ribeiro, D. Celante, S.S. Simões, M.M. Bassaco, C. da Silva, F. de Castilhos, Efficiency of heterogeneous catalysts in transesterification reaction from macaw oil (*Acrocomia aculeata*) and methyl acetate, *Fuel* 200 (2017) 499-505. <https://doi.org/10.1016/j.fuel.2017.04.003>
- [36] J. S. Ribeiro, D. Celante, L. N. Brondani, D.O. Trojahn, C. Da Silva, F. De Castilhos, Synthesis of methyl esters and triacetin from macaw oil (*Acrocomia aculeata*) and methyl acetate over γ -alumina, *Ind. Crops. Prod.* 124 (2018) 84-90. <https://doi.org/10.1016/j.indcrop.2018.07.062>
- [37] S. S. Simões, J. S. Ribeiro, D. Celante, L. N. Brondani, F. Castilhos, Heterogeneous catalyst screening for fatty acid methyl esters production through transesterification reaction, *Renewable Energy* 146 (2020) 719-726. <https://doi.org/10.1016/j.renene.2019.07.023>
- [38] M. S. Dhawan, S. Calabrese Barton, G. D. Yadav, Transesterification of triglycerides with methyl acetate for the co-production biodiesel and triacetin using hydrotalcite as a heterogeneous base catalyst, *Catal. Today* 375 (2021) 101-111, <https://doi.org/10.1016/j.cattod.2020.07.056>.
- [39] L. Interrante, S. Bensaid, C. Galletti, R. Pirone, B. Schiavo, O. Scialdone, A. Galia, Transesterification of rapeseed oil catalysed by a low surface area tin (II) oxide heterogeneous catalyst, *Fuel Process. Technol.* 177 (2018) 336-344. <https://doi.org/10.1016/j.fuproc.2018.05.017>
- [40] J. H. Kwak, J. Hu, D. Mei, C. W. Yi, D. H. Kim; C. H. F. Peden, L. F. Allard, J. Szanyi, Coordinatively unsaturated Al^{3+} centers as binding sites for active catalyst phases of platinum on γ - Al_2O_3 , *Science* 325 (2009) 1670-1673. DOI: [10.1126/science.1176745](https://doi.org/10.1126/science.1176745)
- [41] J. H. Kwak, D. Mei, C.-W. Yi, D. H. Kim, C. H. F. Peden, L. F. Allard, J. Szanyi, Understanding the nature of surface nitrates in BaO/γ - Al_2O_3 NO_x storage materials: A combined experimental and theoretical study, *J. Catal.* 261 (2009) 17-22. <https://doi.org/10.1016/j.jcat.2008.10.016>
- [42] R. Bleta, B. Schiavo, N. Corsaro, P. Costa, A. Giaconia, L. Interrante, E. Monflier, G. Pipitone, A. Ponchel, S. Sau, O. Scialdone, S. Tilloy, A. Galia, Robust mesoporous $CoMo/\gamma$ - Al_2O_3 catalysts from cyclodextrin-based supramolecular assemblies for hydrothermal processing of microalgae: effect of the preparation method, *ACS Appl. Mater. Interfaces* 10 (2018) 12562-12579. <https://doi.org/10.1021/acsami.7b16185>
- [43] R. Bleta, A. Lannoy, C. Machut, E. Monflier, A. Ponchel, Understanding the role of cyclodextrins in the self-assembly, crystallinity, and porosity of titania nanostructures, *Langmuir* 30 (2014) 11812-11822. <https://doi.org/10.1021/la502911v>
- [44] S. Koochi Kamali, C. P. Tan, T.C. Ling, Optimization of Sunflower Oil Transesterification Process Using Sodium Methoxide, *The Scientific World Journal* 2012 (2012). <https://doi.org/10.1100/2012/475027>

-
- [45] F. R. Abreu, M. B. Alves, C. C. S. Macêdo, L. F. Zara and P. A. Z. Suarez, New multi-phase catalytic systems based on tin compounds active for vegetable oil transesterification reaction, *J. Molec. Catal. A: Chemical* 227 (2005) 263-267. <https://doi.org/10.1016/j.molcata.2004.11.001>
- [46] G. Sun, F. Qi, Y. Li, N. Wu, J. Cao, S. Zhang, X. Wang, G. Yi, H. Bala and Z. Zhang, Solvothermal synthesis and characterization of ultrathin SnO nanosheets, *Material Letters* 118 (2014) 69-71. <https://doi.org/10.1016/j.matlet.2013.12.048>
- [47] A. Huda, C. T. Handoko, M. D. Bustan, B. Yudono, F. Gulo, New route in the synthesis of Tin(II) oxide micro-sheets and its thermal transformation, *Material Letters* 211 (2018) 293-295. <https://doi.org/10.1016/j.matlet.2017.10.029>
- [48] R. Bleta, P. Alphonse, L. Pin, M. Gressier, M. J. Menu, An efficient route to aqueous phase synthesis of nanocrystalline γ -Al₂O₃ with high porosity: From stable boehmite colloids to large pore mesoporous alumina, *J. Colloid Interface Sci.* 367 (2012) 120-128. <https://doi.org/10.1016/j.jcis.2011.08.087>
- [49] S. Brunauer, P.H. Emmett, E. Teller, Adsorption of gases in multimolecular layers. *J. Am. Chem. Soc.* 60 (1938) 309-319. <https://doi.org/10.1021/ja01269a023>
- [50] E. P. Barrett, L. G. Joyner, P. P. Halenda, The determination of pore volume and area distributions in porous substances. I. computations from nitrogen isotherms, *J. Am. Chem. Soc.* 73 (1951) 373-380. <https://doi.org/10.1021/ja01145a126>
- [51] A. S. Abdel-Naby, R. F. Al-Ghamdi, A. A. Al-Ghamdi, Effect of cyanoguanidine-metal and urea-metal complexes on the thermal degradation of poly(vinyl chloride), *J. Vinyl Addit. Techn.* 16 (2010) 15-22. <https://doi.org/10.1002/vnl.20225>
- [52] W. Xie, H. Wang, H. Li, Silica-Supported Tin Oxides as Heterogeneous Acid Catalysts for Transesterification of Soybean Oil with Methanol, *Ind. Eng. Chem. Res.* 51 (2012) 225-231. <https://doi.org/10.1021/ie202262t>
- [53] R. Bleta, C. Machut, B. Léger, E. Monflier, A. Ponchel, Coassembly of block copolymer and randomly methylated β -cyclodextrin: From swollen micelles to mesoporous alumina with tunable pore size, *Macromolecules* 46 (2013) 5672-5683. <https://doi.org/10.1021/ma4008303>
- [54] R. Bleta, C. Machut, B. Léger, E. Monflier, A. Ponchel, Investigating the effect of randomly methylated β -cyclodextrin/block copolymer molar ratio on the template-directed preparation of mesoporous alumina with tailored porosity, *J. Incl. Phenom. Macrocycl. Chem.* 80 (2014) 323-335. <https://doi.org/10.1007/s10847-014-0405-7>
- [55] C. Decarpigny, R. Bleta, A. Ponchel, E. Monflier, Oxidation of 2,5-diformylfuran to 2,5-furandicarboxylic acid catalyzed by *Candida antarctica* Lipase B immobilized in a cyclodextrin-

templated mesoporous silica. The critical role of pore characteristics on the catalytic performance, *Colloids Surf. B* 200 (2021) 111606. <https://doi.org/10.1016/j.colsurfb.2021.111606>

[56] Y. Duan, Electronic properties and stabilities of bulk and low-index surfaces of SnO in comparison with SnO₂: A first-principles density functional approach with an empirical correction of van der Waals interactions, *Phys. Rev. B* 77 (2008) 045332. <https://doi.org/10.1103/PhysRevB.77.045332>

[57] L.J. Visioli, F. De Castilhos, C. Da Silva, Use of heterogeneous acid catalyst combined with pressurized conditions for esters production from macauba pulp oil and methyl acetate, *J Supercrit Fluids* 150 (2019) 65-74. <https://doi.org/10.1016/j.supflu.2019.03.023>

[58] E. Garcica, M. Laca, E. Pecrez, A. Garrido, J. Peinado, New class of acetal derived from glycerin as a biodiesel fuel component, *Energy Fuels* 22 (2008) 4274-4280. <https://doi.org/10.1021/ef800477m>

[59] A.L.B. Nunes, F. Castilhos, Chemical interesterification of soybean oil and methyl acetate to FAME using CaO as catalyst, *Fuel* 267 (2020) 117264. <https://doi.org/10.1016/j.fuel.2020.117264>

[60] A. K. Endalew, Y. Kiros, R. Zanzi, Inorganic heterogeneous catalysts for biodiesel production from vegetable oils, *Biomass Bioenergy* 35 (2011) 3787-3809. <https://doi.org/10.1016/j.biombioe.2011.06.011>

[61] O. Farobie, Y. Matsumura, Continuous production of biodiesel under supercritical methyl acetate conditions: experimental investigation and kinetic model, *Bioresour Technol* 241 (2017) 720-725. <https://doi.org/10.1016/j.biortech.2017.05.210>

[62] D. D. MacDonald, P. Butler, The thermodynamics of the aluminium-water system at elevated temperatures, *Corros. Sci.* 13 (1973) 259-274. [https://doi.org/10.1016/0010-938X\(73\)90004-8](https://doi.org/10.1016/0010-938X(73)90004-8)

[63] R. M. Ravenelle, J. R. Copeland, W. G. Kim, J. C. Crittenden, C. Sievers, Structural changes of γ -Al₂O₃-supported catalysts in hot liquid water, *ACS Catal.* 1 (2011) 552-561. <https://doi.org/10.1021/cs1001515>